

Computer Graphics

Texture Filtering

Philipp Slusallek

Sensors

- **Measurement of signal**

- Conversion of a continuous signal to discrete samples by integrating over the sensor field
 - Weighted with some sensor sensitivity function P

$$R(i,j) = \int_{A_{ij}} E(x,y) P_{ij}(x,y) dx dy$$

- Similar to physical processes
 - Different sensitivity of sensor to photons

- **Examples**

- Photo receptors in the retina
- CCD or CMOS pixels in a digital camera

- **Virtual cameras in computer graphics**

- Analytic integration is expensive or even impossible
 - Needs to sample and integrate numerically
- Ray tracing: mathematically ideal point samples
 - Origin of aliasing artifacts !

The Digital Dilemma

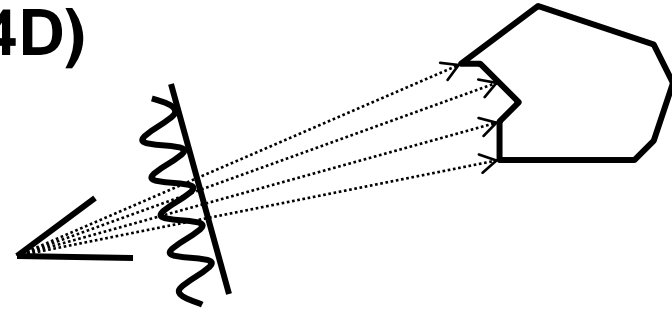
- **Nature: continuous signal (2D/3D/4D)**

- Defined at every point



- **Acquisition: sampling**

- Rays, pixels/texels, spectral values, frames, ... (**aliasing !**)



- **Representation: discrete data**

- Discrete points, discretized values



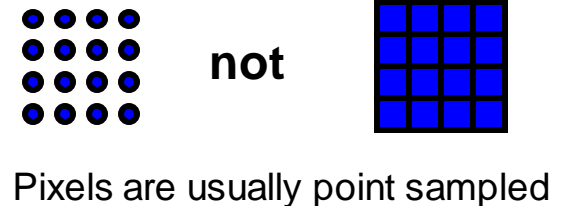
- **Reconstruction: filtering**

- Recreate continuous signal (ideally also taking next step in account)



- **Display and perception (on some mostly unknown device!)**


- Hopefully similar to the original signal, no artifacts




Aliasing Example

- **Ray tracing**

- Textured plane with one ray for each pixel (say, at pixel center)
 - No texture filtering: equivalent to modeling with b/w tiles
- Checkerboard period eventually becomes smaller than two pixels
 - At the Nyquist sampling limit
- Rays sample textured plane at only one point per pixel
 - Can be either black or white – essentially by “chance”
 - Can have correlations at certain locations



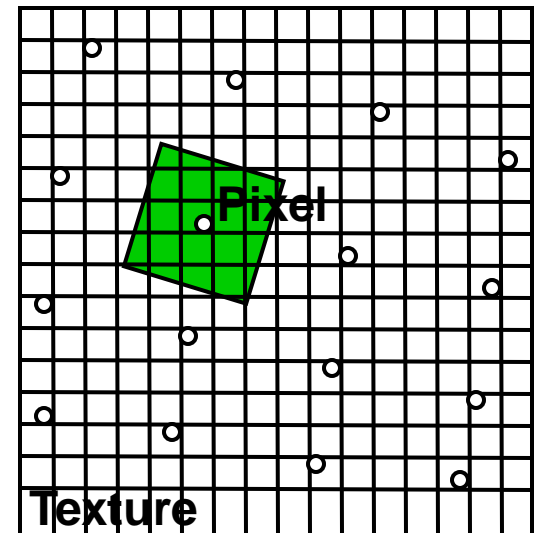
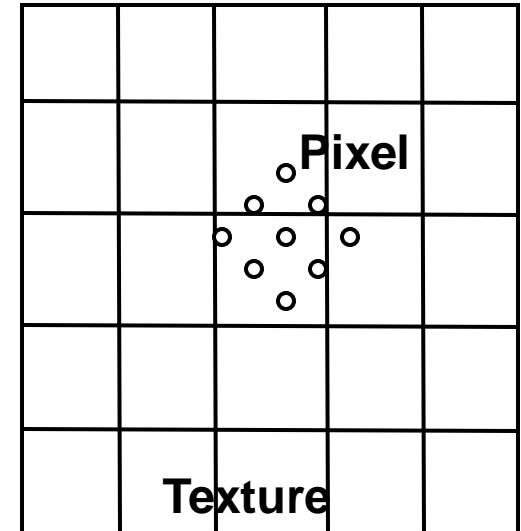
Not filtered



Filtered

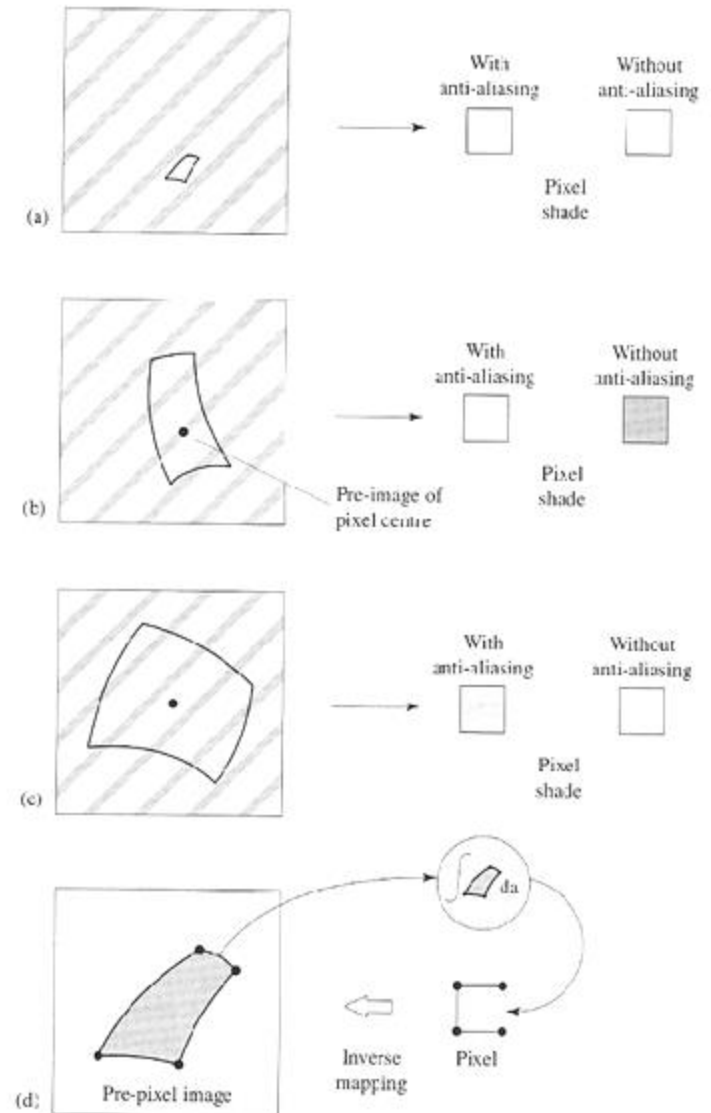

Filtering

- **Magnification (Zoom-in)**
 - Map few *texels* onto many *pixels*
 - Reconstruction filter:
 - Nearest neighbor interpolation:
 - Take the nearest texel
 - Bilinear interpolation:
 - Interpolation between 4 nearest texels
 - Need fractional accuracy of coordinates
 - Possibly also higher order interpolation
- **Minification (Zoom-out)**
 - Map many texels to one pixel
 - Aliasing: Reconstructing high-frequency signals with low-frequency sampling
 - Anti-aliasing (low-pass filtering)
 - Averaging over (many) texels associated with the given pixel
 - Can be computationally expensive!



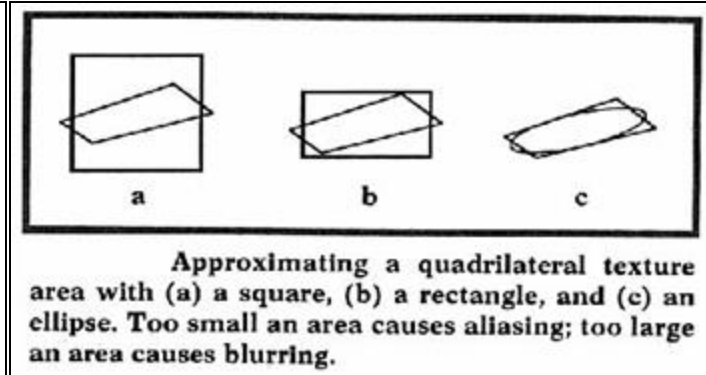
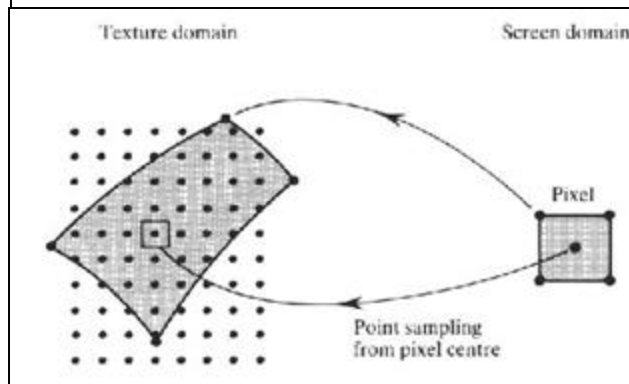
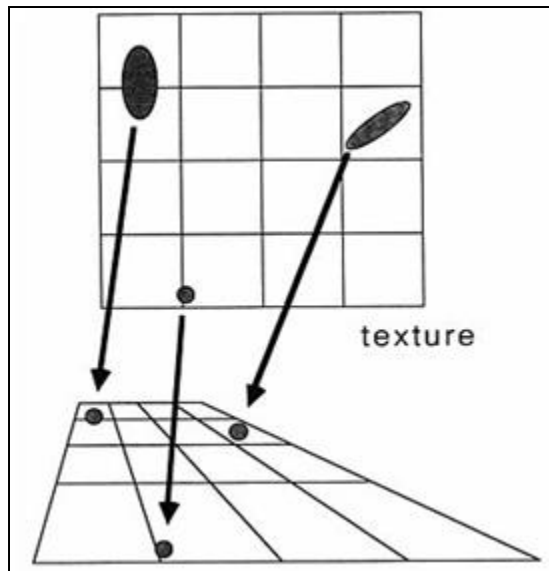
Aliasing Artifacts

- **Aliasing**
 - When texture insufficiently sampled
 - Incorrect pixel values
 - “Randomly” changing pixels when moving
- **Integration of “Pre-Image”**
 - Integration over pixel footprint in texture space



Pixel Pre-Image in Texture Space

- **Circular pixel footprints have elliptic pre-images on planar surfaces due to projection**
- **Square screen pixels form quadrilaterals**
 - On planar surfaces
 - On curved surfaces, shape can be arbitrary (non-connected, etc...)
- **Possible approximation by rectangle or quadrilateral**
 - Or taking multiple samples within a pixel (see later)



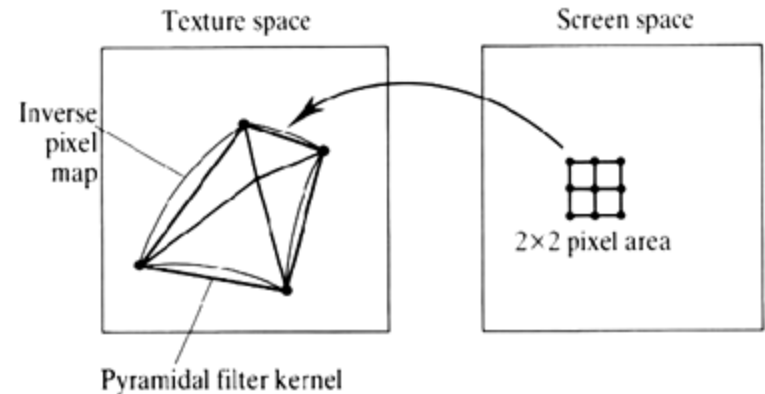
Space-Variant Filtering

- **Space-variant filtering**
 - Mapping from texture space (u,v) to screen space (x,y) not affine
 - Due to projection (see later, in context of rasterization)
 - Filtering changes with position
- **Space-variant filtering methods**
 - Direct convolution
 - Numerically compute the integral, e.g., with many samples
 - Potentially really costly
 - Pre-filtering
 - Pre-compute the integral for predefined regions of the texture
 - Lookup of integral much more efficiently at runtime
 - Must approximate actual pixel footprint with pre-computed regions

Direct Convolution

- **Convolution in texture space**

- Texels weighted according to distance from pixel center
 - E.g. pyramidal filter kernel, truncated sinc, etc.
 - Essentially a low-pass filter

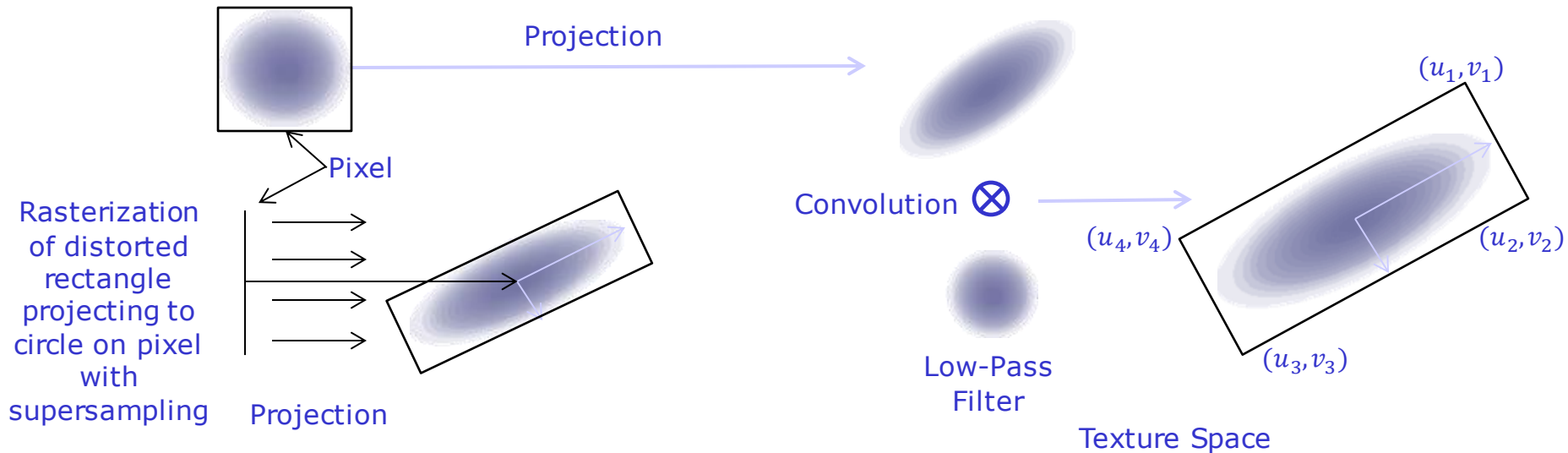


- **Convolution in image space**

- Center the filter function on the pixel (in image space) and find its bounding rectangle
- Transform the rectangle to the texture space, where it is a quadrilateral, whose sides are assumed to be straight
 - More efficient: Find a suitable axis-aligned bounding box/rectangle
- Map all texels inside this texture region to screen space
- Form a weighted average of the mapped texels
 - E.g. using a two-dimensional lookup table indexed by each sample's location within the pixel


EWA Filtering

- **EWA: Elliptical Weighted Average**
 - Compensate aliasing artifacts caused by perspective projection
 - EWA Filter = low-pass filter \otimes warped reconstruction filter
 - Gaussian filtered with Gaussian is still a Gaussian
- **Can use rasterization HW for fast rendering**
 - Draw rectangle with suitable texture coord. that projects to pixel




EWA texture resampling filter

EWA Filtering



Without EWA filtering

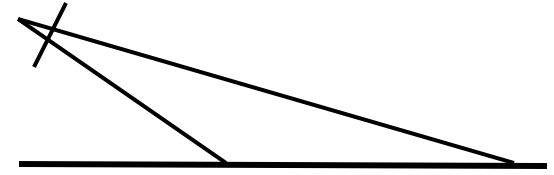
With EWA filtering



Footprint Assembly

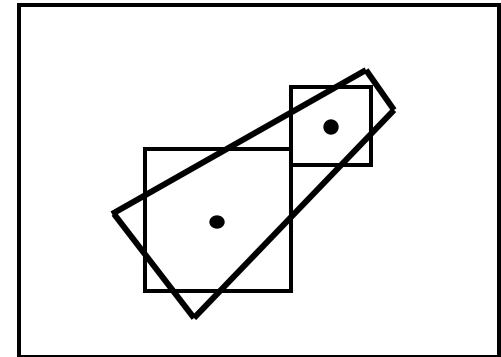
- **Footprint assembly: Approximation of pixel integral**

- Good for space variant filtering
 - E.g. inclined view of terrain
- Approximation of the pixel area by rectangular texel-regions
- More footprints \rightarrow better accuracy



- **In practice**

- Often fixed number of area samples
- Done by sampling multiple locations within a pixel (e.g., 2x2), each with smaller footprint



- **Anisotropic (Texture) Filtering (AF)**

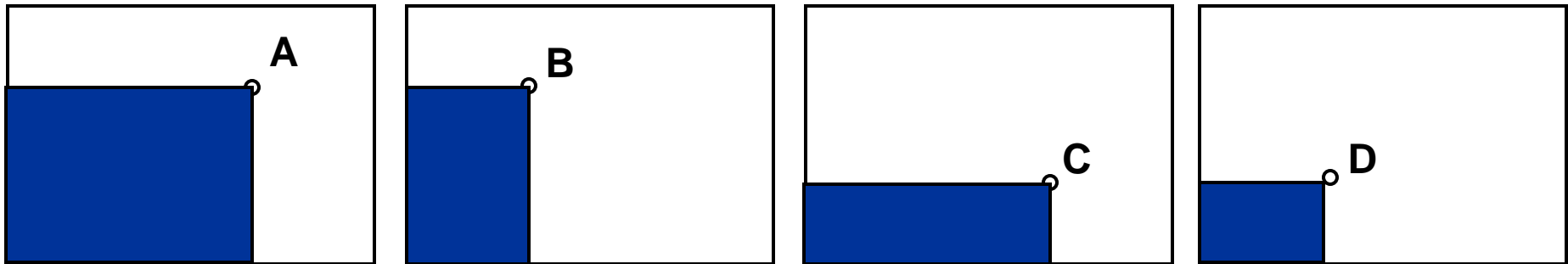
- GPUs allow selection of max #samples (e.g., 4x, 8x, etc.)
 - Selected depending on amount of anisotropy
- Each sample has its own footprint area/extent
- Each gets independently projected and filtered

Pre-Filtering

- **Direct convolution methods are slow**
 - A pixel pre-image can be arbitrarily large
 - Along silhouettes
 - At the horizon of a textured plane
 - Can require averaging over thousands of texels
 - Texture filtering cost grows in proportion to projected texture area
- **Speed-up**
 - The texture can be prefiltered before rendering
 - Only a few samples are accessed for each screen space sample
 - Two data structures are commonly used for prefiltering:
 - Integrated arrays (summed area tables - SAT)
 - Image pyramids (MIP-maps)

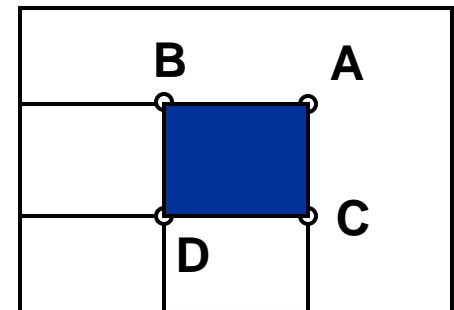
Summed Area Tables (SAT)

- Per texel, store sum over area from $(0, 0)$ to (u, v)



- Evaluation of 2D integrals over AA-boxes in constant time!

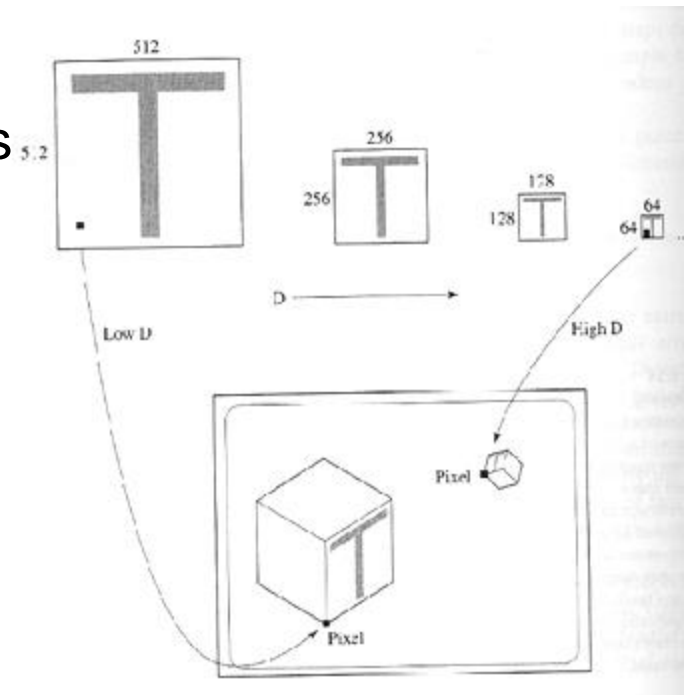
$$\int_{Bx}^{Ax} \int_{Cy}^{Ay} I(x,y) dx dy = A - B - C + D$$



- Needs many bits per texel (sum over million of pixels!)

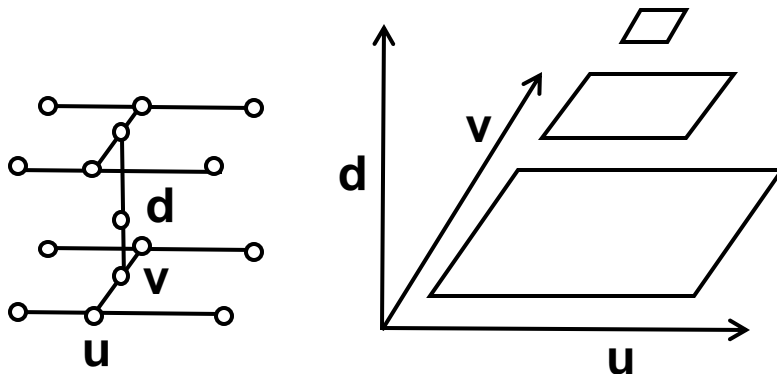
MIP-Mapping

- **Texture available in multiple resolutions**
 - Pre-processing step that filters textures in each step
 - Discrete number of texture sizes (powers of 2)
- **Rendering**
 - Select appropriate texture resolution level n (per sample !!!)
 - s.t.: $\text{texel size}(n) < \text{extent of sample footprint} < \text{texel size}(n+1)$
 - Needs derivative of texture coordinates
 - Can be computed from differences between pixels (divided differences)
 - \rightarrow Rendering of *Quads* (2x2 pixels)


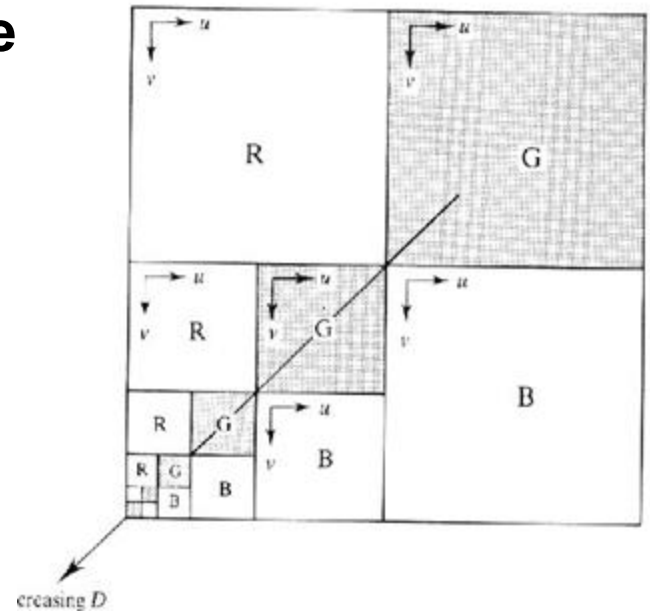


MIP-Mapping (2)

- **Multum In Parvo (MIP):** “much in little”
- **Hierarchical resolution pyramid**
 - Repeated filtering over texture by 2x
- **Rectangular arrangement (RGB)**
- **Reconstruction**
 - Tri-linear interpolation of 8 nearest texels
 - Bilinear interpolation in levels n and $n+1$
 - Linear interpolation between the two levels



- “Brilinear”: Trilinear only near transitions
 - Avoid reading 8 texels, most of the time



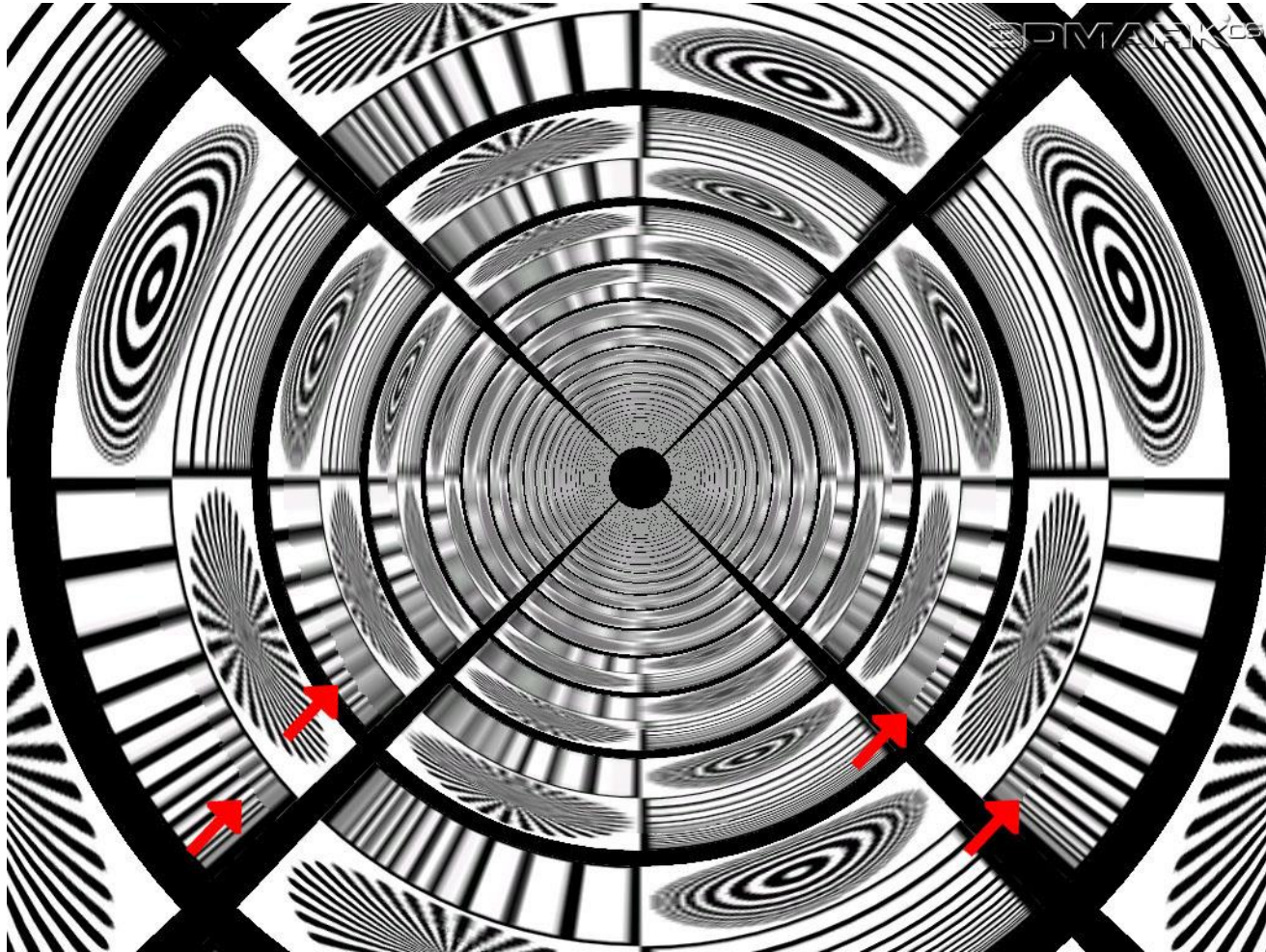
Reducing the domain for linear interpolation improves performance

MIP-Map Example



Hardware Texture Filtering


- **Bilinear filtering (in std. textured tunnel benchmark)**
 - Clearly visible transition between MIP-map levels



Hardware Texture Filtering


- **Trilinear filtering**

- Hides the transitions between MIP-map levels




Hardware Texture Filtering

- **Anisotropic filtering (8x)**
 - Makes the textures much sharper along azimuthal coordinate



Hardware Texture Filtering

- **Bilinear vs. Trilinear vs. anisotropic filtering**
 - Using colored MIP-map levels



Texture Caching in Hardware

- **All GPUs have small texture caches**
 - Designed for local effects (streaming cache)
 - No effects between frames, or such!
- **Mipmapping ensures ~1:1 ratio**
 - Between pixel and texels
 - Both horizontally & vertically
- **Pixels rendered in small 2D groups**
 - Basic block is 2x2 „quad“
 - Used to compute „derivatives“
 - Using divided differences (left/right, up/down)
 - Lots of local coherence
- **Bi-/tri-linear filtering needs adjacent texels (up to 8 for trilinear)**
 - Most often just 1-2 new texel per pixel not in (local) cache

